

# Allergies and Hypersensitivities

Article Number: 52 | Rating: Unrated | Last Updated: Tue, Jul 19, 2016 at 8:22 AM

## Overview

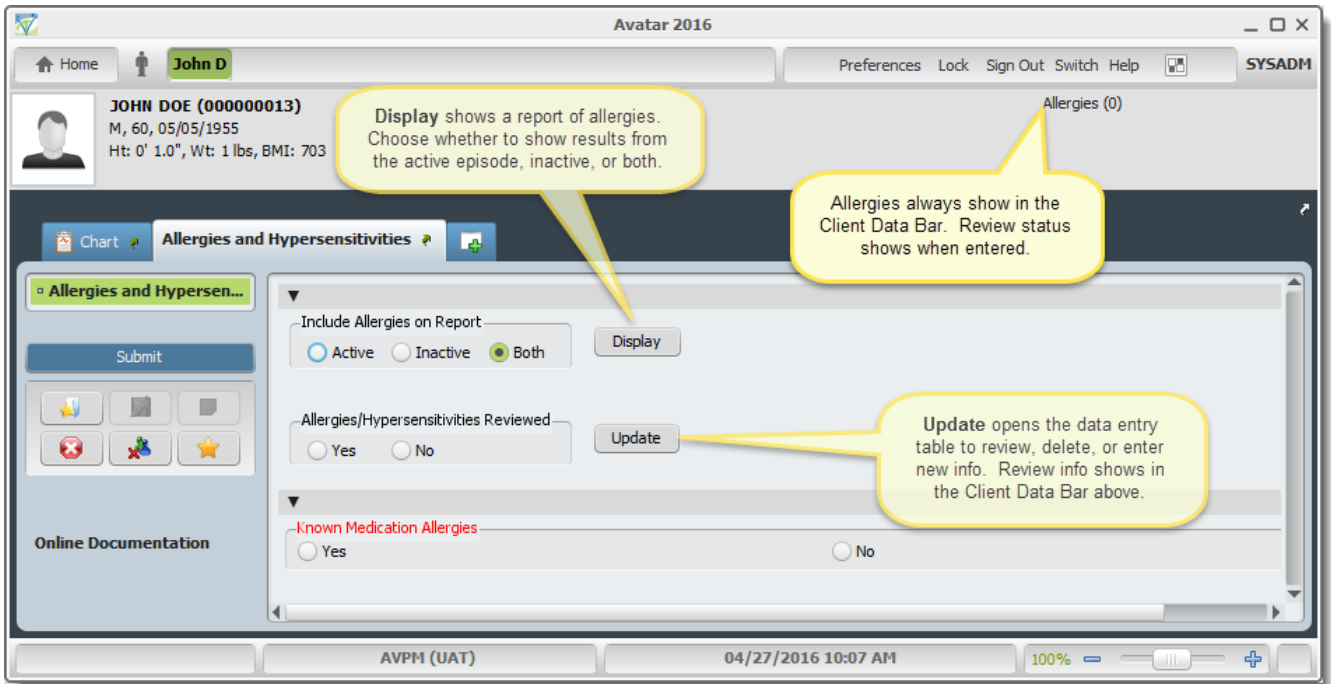
The form allows entering new allergy/hypersensitivity information and creating reports and reviews of all collected data.

## Applicable Staff

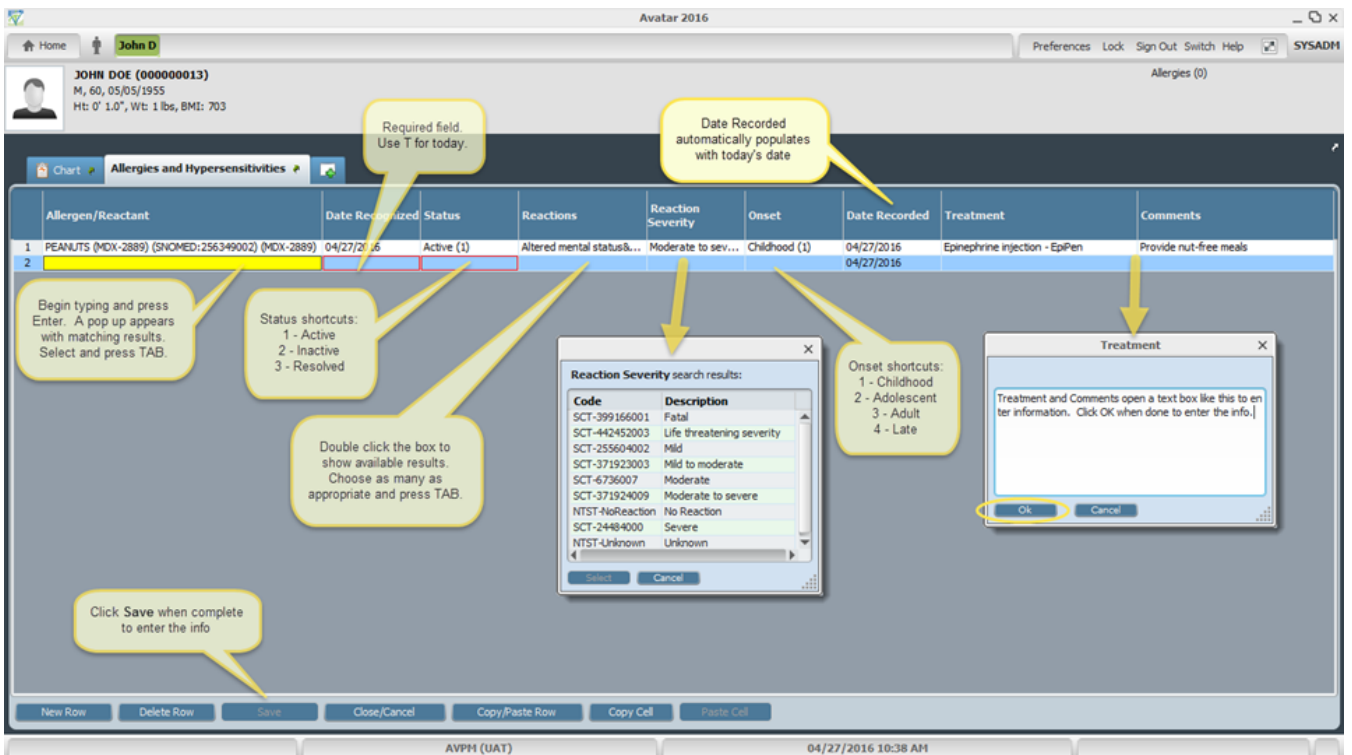
The ID Nurse can enter allergies and hypersensitivities. All users have viewing access.

## Usage

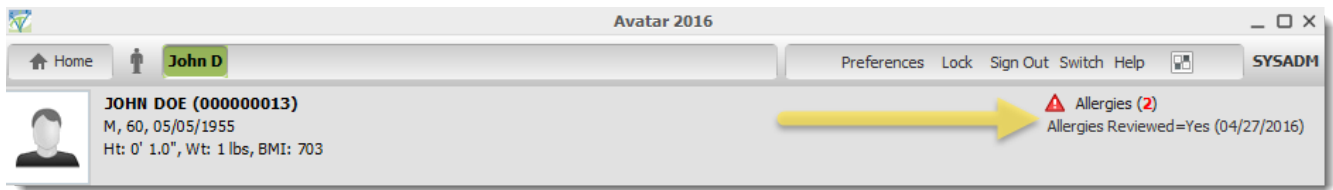
The form is client specific (non-episodic) and allows adding the information to active and inactive episodes or both on the first screen. Open the form from a hyperlink in the sidebar of one of the other forms that is connected to it, from within a client record, or the menu path Avatar CWS/Other Chart Entry/Allergies and Hypersensitivities. The form opens as shown below:



When the **Update** button is clicked, the following multiple iteration table opens to enter new data or review/delete previous entries. For detailed information regarding using multiple iteration tables, see this article. Using a Form



After clicking **Save** in the table above, the view returns to the Allergies and Hypersensitivities screen of the form. Click the blue **Submit** button to save the info into the record. When allergy/hypersensitivity data is entered, it will be shown in the **Client Data Bar** on all screens.



# Tips & FAQ

Any useful tips, and questions provided by users after roll out.

# Technical Information

Menu Location (Avatar CWS/Other Chart Entry/Allergies and Hypersensitivities)

SQL Table(s)

RAD Envelope (if applicable)

Related Forms and Reports (Individual Information Sheet, Medical History Summary)

Posted by: [John Cookson](#) - Tue, Apr 26, 2016 at 6:47 PM. This article has been viewed 3169 times.

Online URL: <https://www.mercykb.com/article.php?id=52>